







Frozen Meursault
Sadist, Geek, Instructor, Nice Guy

- CLASSES AVAILABLE**
- Rape Play
 - Caning 101
 - Caning 201
 - Cane Making Workshop
 - Rough Body Play
 - Anatomy for Rope
 - Introduction to Blood Play
 - Medical Emergencies in Kink
 - Rough Body Play Above the Shoulder
 - Choose Your Own Edge Play Adventure
 - Blood and Air: Breath Play Deconstructed
 - Hardware Store Bondage
 - Oh Fuck! Good Responses to Bad Problems

 315-400-1853
 FM@FrozenMeursault.com
 [@FrozenMeursault](https://twitter.com/FrozenMeursault)
 www.FrozenMeursault.com

GENERAL

I am comfortable presenting up to 3 classes per day, would prefer a 30-minute or longer break in between classes, and generally need about 15 minutes to set up for each class. Unless otherwise discussed, I will bring my own projector and demo bottom, as needed. All classes can be taught in varying amounts of time. Most are generally given in 1-2 hours.

CLASSES AVAILABLE

Rape Play: From "curious about" to "into in" in one class

Through force or coercion and independent of gender, rape play can be terrifying and erotic for both the top and bottom. Taking a "how-to" approach this class provides a number of actionable points for students to begin using as they explore rape play. Safety will be addressed with an emphasis placed on recognizing risks and mitigating them to give students a foundation to build upon. By focusing more on practical points than lofty discussions this class is an effective jumping off point for play.

Format: Lecture/Demo
 Skill: All levels
 Student Equipment: Note pad/writing utensil if desired
 Venue Equipment: Padded wrestling style mat roughly 3' x 5'

Caning 101

The cane is often an intimidating implement but this class seeks to provide a fun introduction to get student going quickly. Cane materials, safety, techniques, and ways to engage in layered play with canes will be discussed. Students will see how to use the cane in a variety of ways and positions to achieve their desired objectives. More sensual methods will be mentioned but the general focus of the class is towards intense up to painful sensations. This class is taught by a gleeful sadist so expect there to be some suffering.

Format: Demo
 Skill: All levels
 Student Equipment: Note pad/writing utensil if desired
 Venue Equipment: Table for the bottom to lay on

Caning 201

Canes are often seen as a one trick implement, but in reality, their use can be quite varied. We'll talk about using canes in layered play and how to change up where the cane strikes to include less common areas like the face, feet, hands, stomach, and basically anything but the butt. Tending towards strong sensations and pain, this class is for those who want to increase the intensity of their play and see new uses for their canes. Prior to class students should feel comfortable using any style of cane on a static bottom.

Format: Lecture/discussion
 Skill: Intermediate
 Student Equipment: Note pad and writing utensil
 Venue Equipment: Table for bottom to lay on, chair for bottom to sit on





Frozen Meursault

Sadist, Geek, Instructor, Nice Guy

CLASSES AVAILABLE

Cane Making Workshop

The workshop shows a simple, fast, and inexpensive way to make some synthetic canes at home. Cost of materials is roughly \$5/person and the method shown can be modified to change the sensation of the canes made.

Format: Hands on workshop

Skill: All levels

Student Equipment: Materials can be brought in by the instructor or a list can be given to students before class so they can procure them

Venue Equipment: Space for students to spread out as they work.

Playing without Toys aka Rough Body Play

So you show up the play party of the year dressed to the nines only to realize your toy bag is actually your gym bag, what now? If you have fingers, hands, elbows, teeth, boots or some combination of those then you have all you need for a really hot scene. Pressure points, joint locks, choking, kicking, punching, and more will be covered so if you show up without your regular toys you can still have a great night.

Format: Lecture/Demo

Skill: Beginner

Student Equipment: Note pad and writing utensil

Venue Equipment: Padded wrestling style mat roughly 3' x 5'

Anatomy for Rope

Based on common injuries and problems, this course will take a practical look at anatomy as it relates to rope. Nerve injuries will be the major focus of this class, and students will see why those should of primary concern. Rope will never be without risk, but following this course, riggers and bottoms will understand better why some problems occur and how to mitigate them. No previous medical or rope experience is needed, but having some suspension experience will increase the benefits of this class for students.

Format: Lecture

Skill: Beginner, Experience with rope is beneficial but not necessary

Student Equipment: Note pad and writing utensil

Venue Equipment: Projector Screen, white wall, or white sheet on a wall

Introduction to Blood Play

Blood can evoke powerful responses: fear, lust, panic, revulsion. Blood can be a sign a scene went terribly wrong or incredibly right. Whether the goal of a scene is to draw blood, or if blood is a possible yet unintended result, students will leave class feeling more confident around blood. Participants will know that their precautions and concerns are based in science, not misinformation. Starting with basic safety and then graduating to techniques students will learn about needle play, some basic blood play, and how to do a blood draw. If you are curious about, or already in to, blood play (or activities involving blood), or serve in a safety capacity this class may be beneficial.

Format: Lecture/demo

Skill: Beginner

Student Equipment: Note pad and writing utensil

Venue Equipment: Projector Screen, white wall, or white sheet on a wall. Table for bottom to lay on.



Frozen Meursault

Sadist, Geek, Instructor, Nice Guy

CLASSES AVAILABLE

Rough Body Play Above the Shoulders

This class will cover simple things to do above the shoulders to produce strong and potentially painful sensations with your hands or the most minimal of equipment. Slapping, punching, pressure points, and some focused bondage will be covered.

Format: Lecture/Demo

Skill: Beginner

Student Equipment: Note pad and writing utensil

Venue Equipment: None

Choose Your Own Edge Play Adventure

Do you find Dexter's kill room to be scary and erotic? Have you gotten aroused by war crimes depicted in a documentary? This is dark, potentially dangerous stuff to "play" with, but as a small group we will explore these feelings with an emphasis on bringing those fantasies to life in a safe and risk aware manner. We will dissect several examples of realistic, potentially criminal activities with the purpose of figuring out how to safely enact a fantasy version of those. Many of these examples use restraints less commonly found in kink which each carry their own risks. To decrease the risk specific means of restraint use and destruction will be discussed and demonstrated.

Format: Demo/discussion

Skill: Beginner

Student Equipment: Note pad and writing utensil, any restraints they may be interested in sharing/discussing

Venue Equipment: Projector Screen, white wall, or white sheet on a wall

Blood and Air: Breath Play Deconstructed

Little in kink is as divisive as breath play. By separating the various topics under the "breath play" umbrella and applying research and knowledge from a number of sources actual risks and common misconceptions will be discussed. The mechanics of blood restriction to the brain will be explored, as will the broader implications of effecting gas exchange within the body through re-breathers, smothering, hyperventilation, etc. Far from discouraging breath play this class seeks to encourage risk aware participation and promote safer practices.

Format: Lecture/demo

Skill: Intermediate

Student Equipment: Note pad and writing utensil

Venue Equipment: Projector Screen, white wall, or white sheet on a wall

Hardware Store Bondage

Your average home improvement store has many creative and less traditional restraints available for a great price. We will explore and brainstorm some ways to use very common materials to achieve a variety of sensations and results.

The purpose of this class is two fold, first to give specific and actionable ideas for new forms of bondage and second, to encourage participants to think outside the box.

This class will feature:

- Specific examples of off the shelf items to be used for restraint
- Ways to modify a few common items for bondage
- Safety concerns with using new restraints
- Restraints for specific styles of play or forms of role play
- Opportunities to try out several restraints with a partner

Format: Lecture/demo/hands on

Skill: Beginner

Student Equipment: Note pad and writing utensil

Venue Equipment: Table



Frozen Meursault
Sadist, Geek, Instructor, Nice Guy

CLASSES AVAILABLE

Good Responses to Bad Problems

Problems will happen, ignoring this hastens and worsens that eventuality. Whether you play lightly in the bedroom or scare people out of dungeons you will be better prepared to deal with a problem or emergency following this class. Based on experiences as a paramedic and instructor for new as well as experienced emergency responders Frozen Meursault will ensure students are as prepared as possible mentally and physically. Bring any safety equipment you may have with you.

Format: Lecture/discussion

Skill: Beginner

Student Equipment: Note pad and writing utensil, any safety/first aid equipment students may already carry

Venue Equipment: Projector Screen, white wall, or white sheet on a wall

Medical Emergencies in Kink

The difference between a medical problem and a medical emergency can mean action or inaction, and that might mean the difference between life and death. Topics will include severe allergic reactions, musculoskeletal injuries, heavy bleeding, and breathing problems. Immediately necessary treatments and the place of different types of care (emergent care, urgent care, primary care, home care) will be taught.

Format: Lecture

Skill: Beginner

Student Equipment: Note pad and writing utensil

Venue Equipment: Projector Screen, white wall, or white sheet on a wall

Custom course development

Classes can be developed upon request. Training also available for event staff on emergency response, first aid, and edge play awareness. Additionally, emergency protocols can be developed, evaluated, and implemented.